

# Is Solid State Storage Ready for Enterprise & Cloud Computing Systems

© 2007-11 IMEX Research  
All Rights Reserved  
Copying Prohibited  
Please write to IMEX for authorization

**Anil Vasudeva**

President & Chief Analyst

[imex@imexresearch.com](mailto:imex@imexresearch.com)

408-268-0800

**IMEX**  
RESEARCH.COM

## **(1) Enterprise Needs for Storage**

Data Centers Infrastructure & IT Roadmap to Clouds  
Storage Usage in Data Centers & in Cloud Mega-Centers  
Applications mapped by Key Workload & Storage Metrics  
Drivers for Flash & SSDs

## **(2) State of SSDs**

A New SCM – Filling Price Performance Gaps  
Advantage SSD: vs. HDDs  
Choosing SLC vs. MLC SSDs for the Enterprise

## **(3) SSD Challenges & Solutions**

Paranoia vs. Reality: Wearout, Life, Retention, Pricing..  
Testing Stds, Eco System/ Flash, Controllers, Systems, \$8.5B Mkt..

## **(4) SSD Market Segments by I/F**

Host based vs. Stg AddOns – PCIe vs. SAS/SATA/FC

## **(5) New Intelligent Controllers**

Meeting Enterprise Requirements - AlwaysOn24x7, Fast I/O – IOPS, BW  
5-Yr Life, Failure Rates, MTBF, Power

## **(6) Best Practices: Best Usage of SSD in the Enterprise**

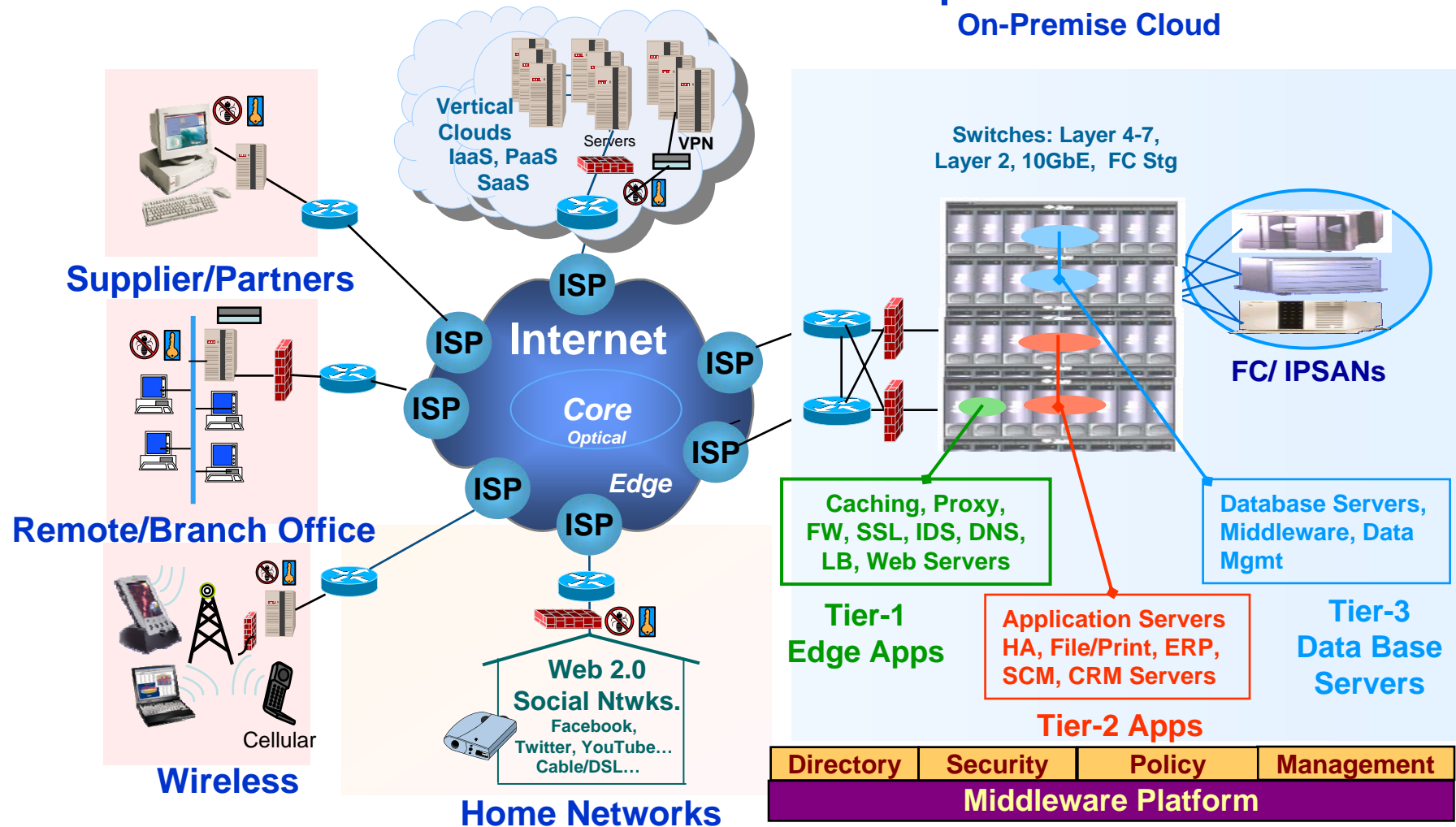
Using Stg.Tiering SW: To Improve Query Response Time w SSDs  
Which Apps most benefit from using SSDs (OLTP/BI/HPC/Web2.0/Data Streaming)

## **(7) Key Take-Aways**

# Data Centers & Cloud Infrastructure

## Public CloudCenter®

## Enterprise VZ Data Center On-Premise Cloud





## Cloudization

**On-Premises > Private Clouds > Public Clouds**

DC to Cloud-Aware Infrast. & Apps. Cascade migration to SPs/Public Clouds.

## Automation

**Automatically Maintains Application SLAs**

(Self-Configuration, Self-Healing<sup>©IMEX</sup>, Self-Acctg. Charges etc)

## Virtualization

**Pools Resources. Provisions, Optimizes, Monitors**

Shuffles Resources to optimize Delivery of various Business Services

## Integration/Consolidation

**Integrate Physical Infrast./Blades to meet CAPSIMS<sup>©IMEX</sup>**

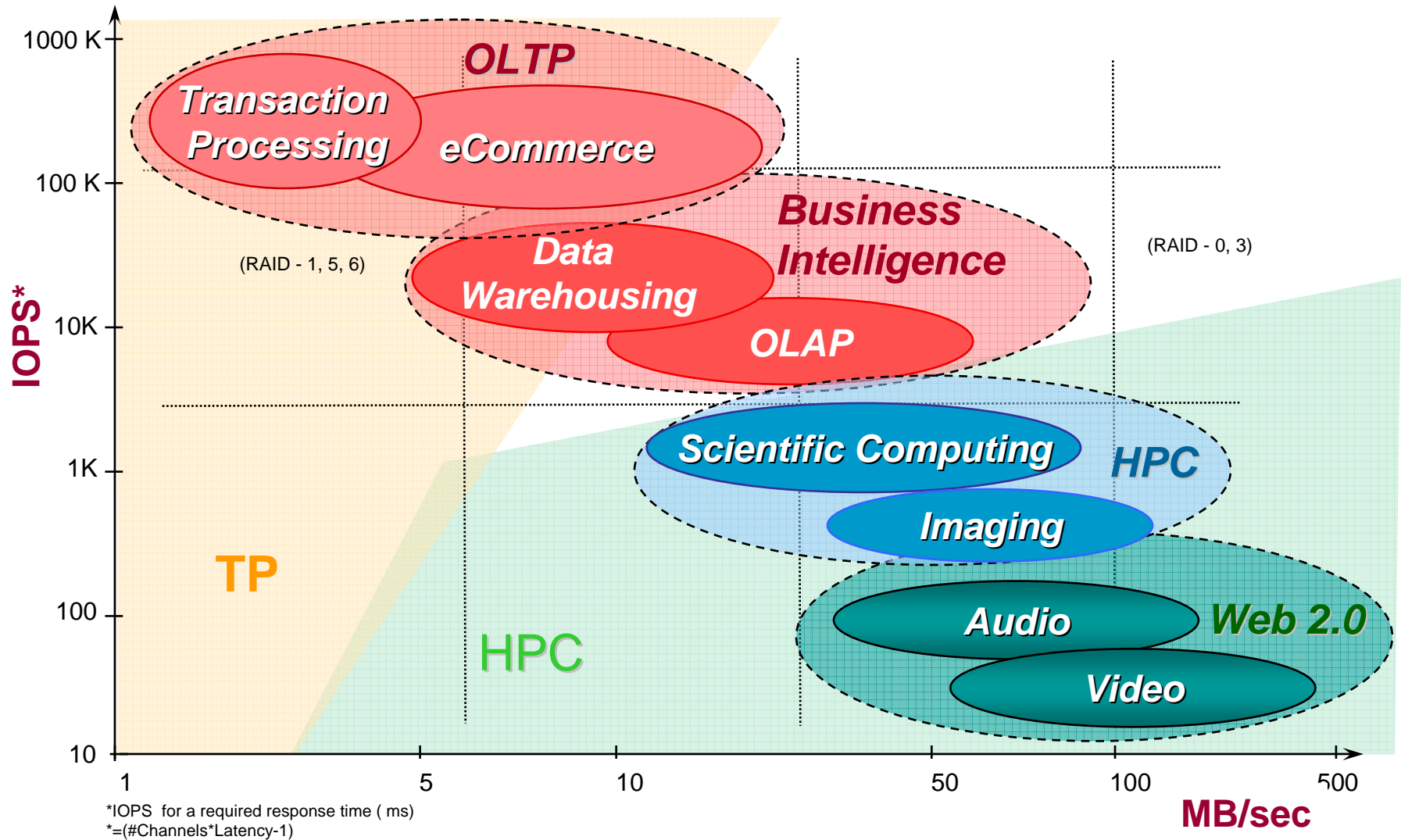
Cost, Availability, Performance, Scalability, Inter-operability, Manageability & Security

## Standardization

**Standard IT Infrastructure- Volume Economics HW/Syst SW**

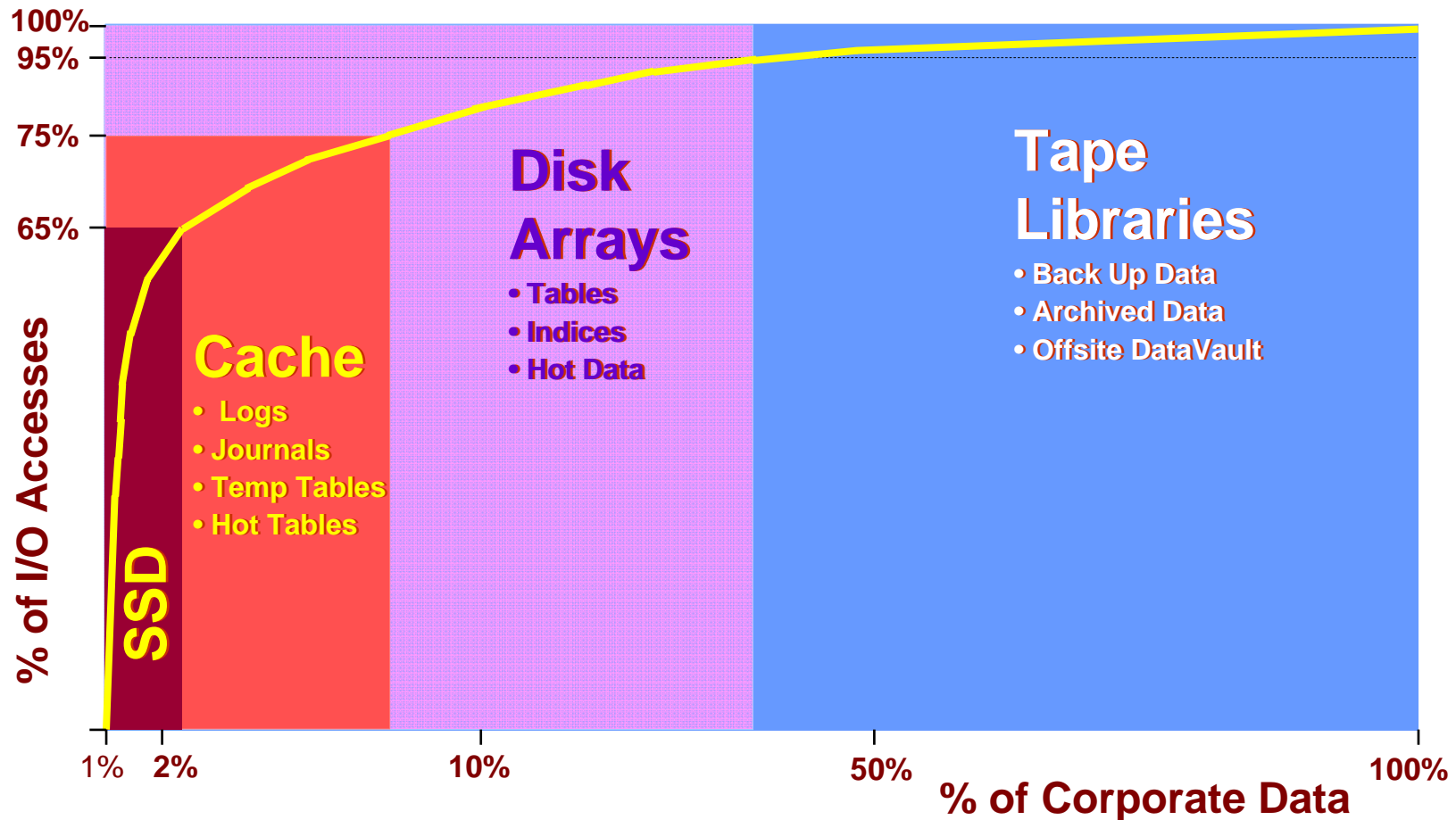
(Servers, Storage, Networking Devices, System Software (OS, MW & Data Mgmt SW))

# Market Segments by Applications



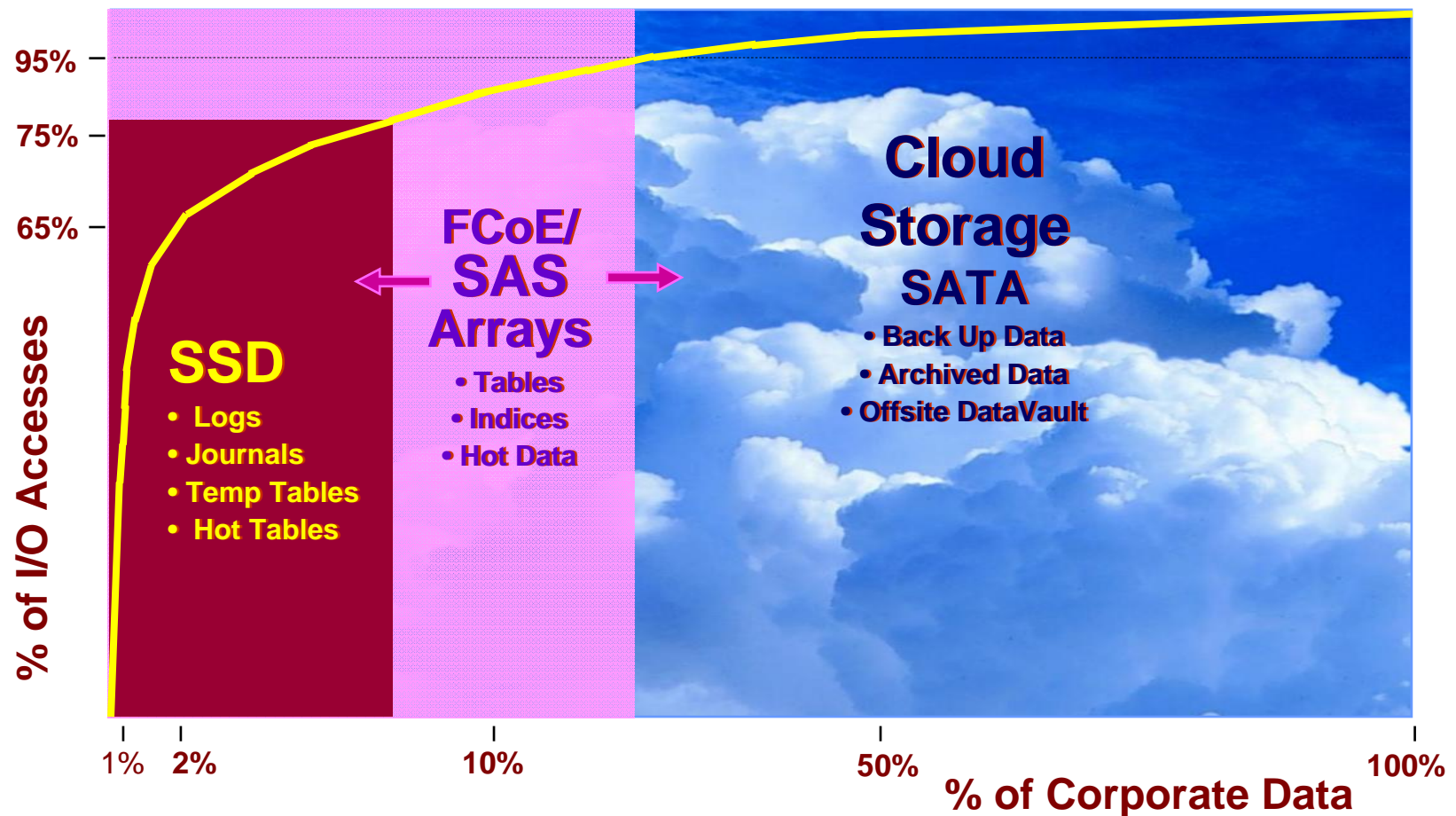
# Data Storage Usage – In Corporate Data Centers

## I/O Access Frequency vs. Percent of Corporate Data

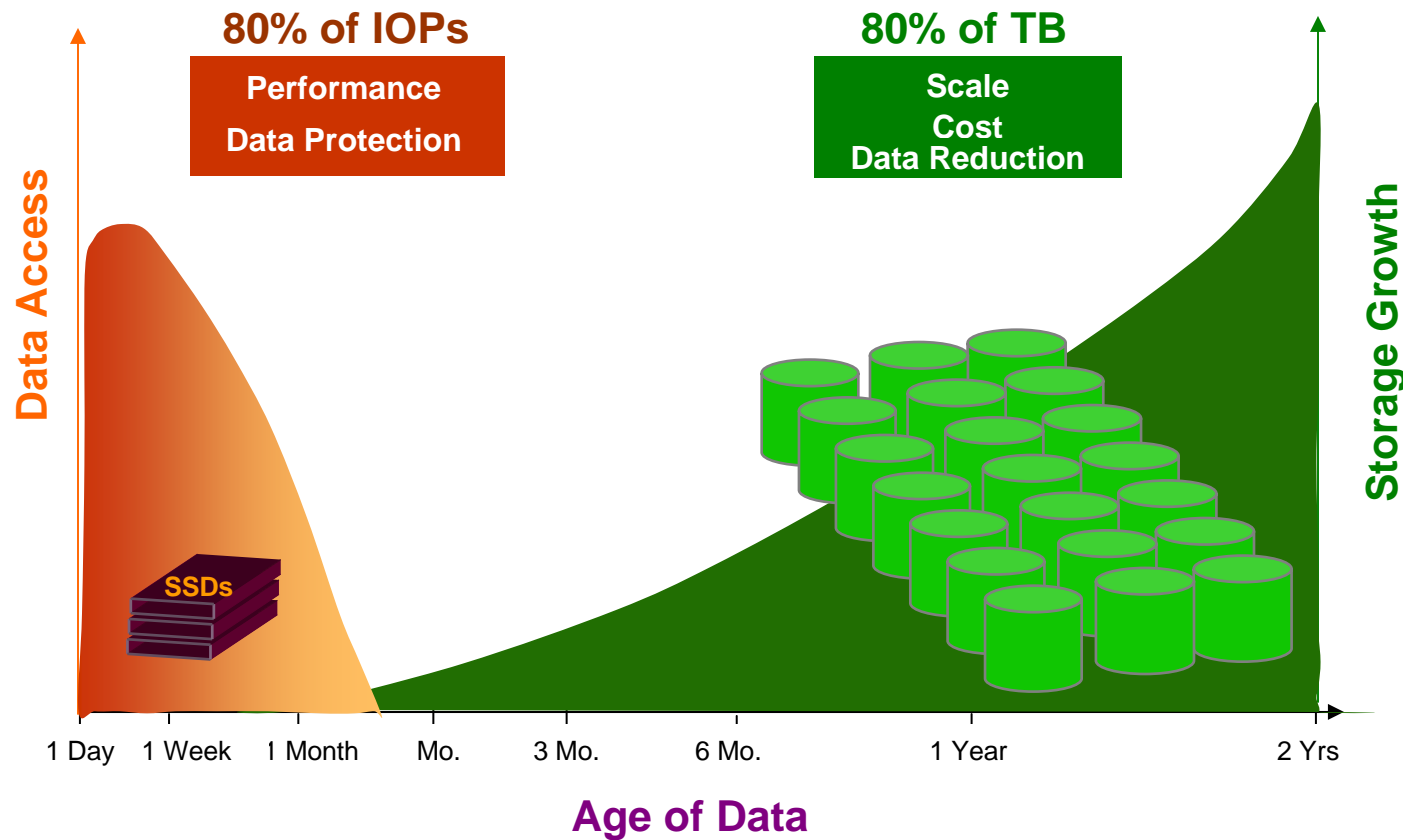


# Data Storage Usage – In Cloud MegaDataCenter®

## I/O Access Frequency vs. Percent of Corporate Data

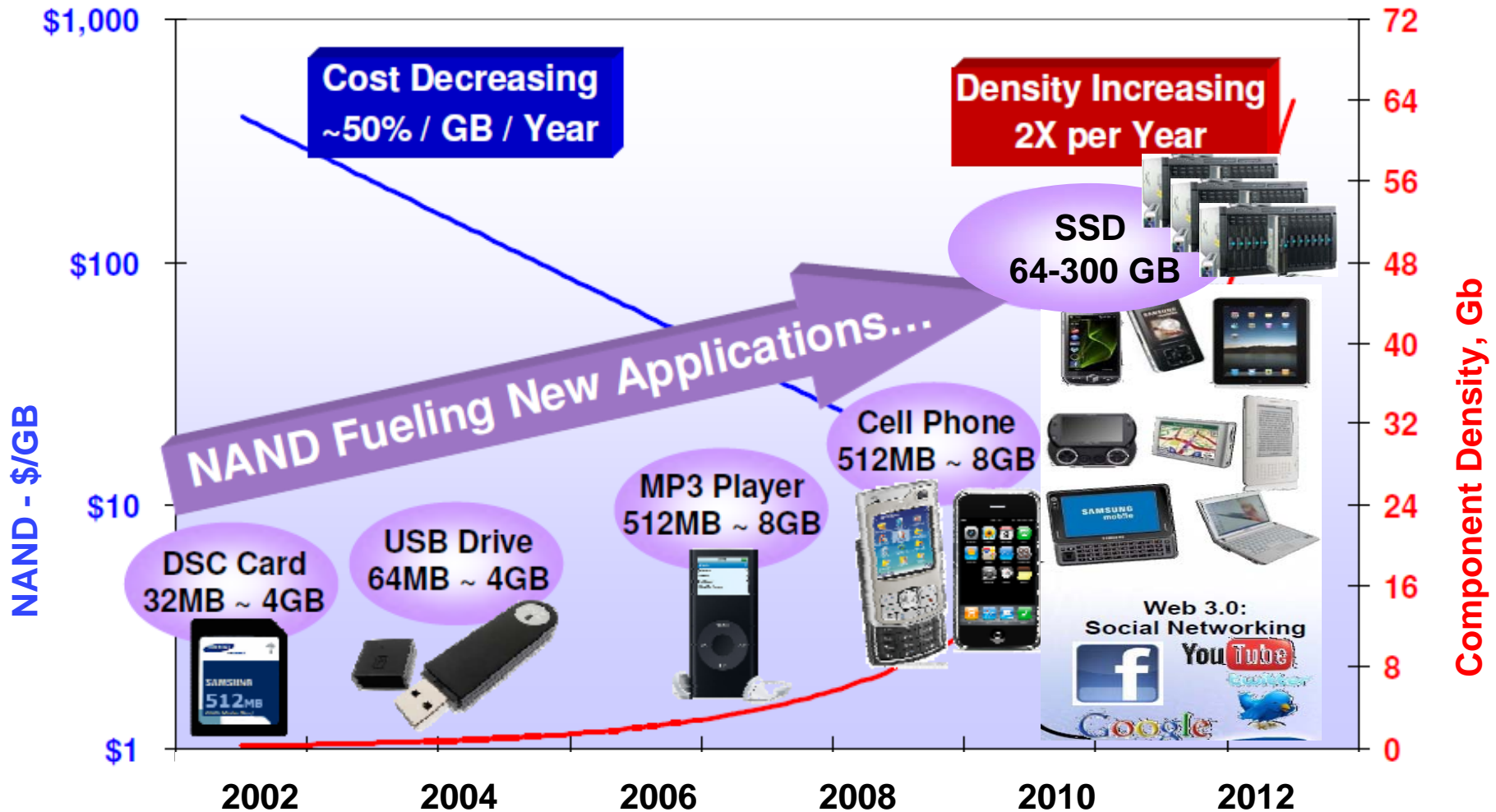


# Data Storage Usage Patterns – Data Access vs. Age of Data



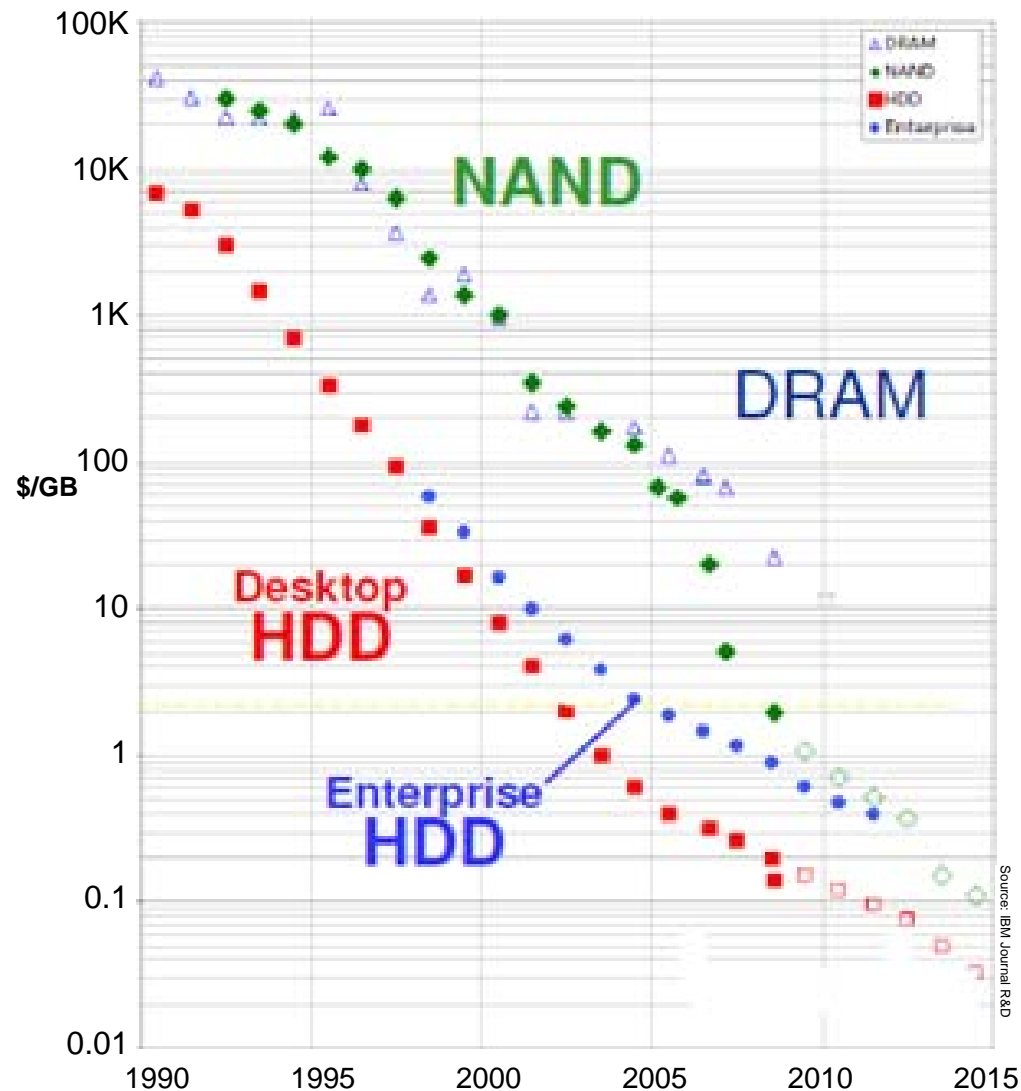


# NAND Flash Enabling New Markets - Consumer to Enterprise



Source: Samsung & IMEX Research

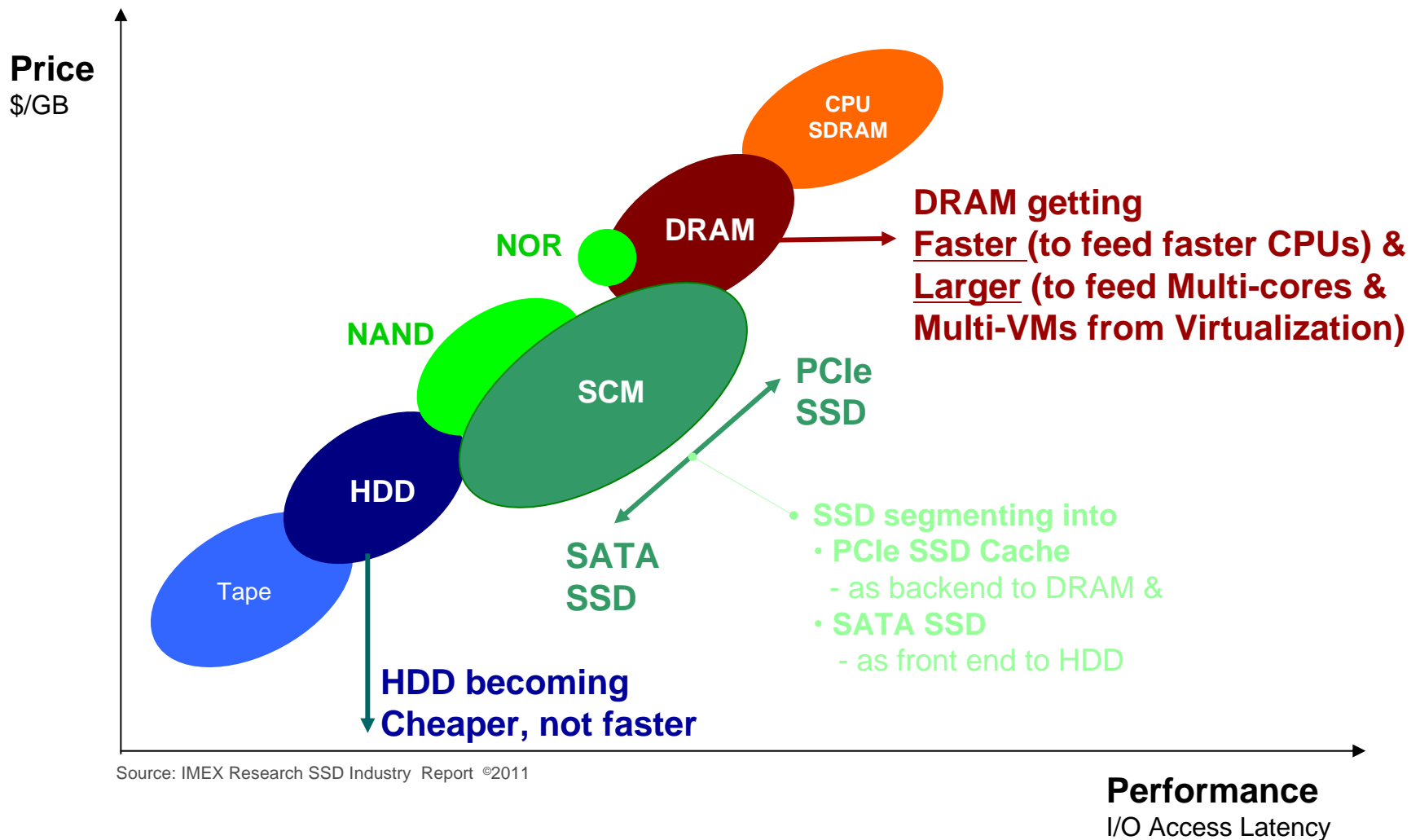
# Enterprise SSDs Trends - Prices



## • Price Erosion Trends

- Driven by an explosion in the use of cost-sensitive handheld mobile devices, MLC NAND has seen an explosive growth.
- On enterprise side Clustered low cost servers used in multiple environments from DB to BI to HPC applications besides being driven by Cloud Service Providers are providing an overall growth of 107% cagr in Computing SSDs GB
- SSD units are forecasted to grow at 86% cagr during the 2010-14 time frame.

# SSD Filling Price/Perf Gaps in Storage



Source: IMEX Research SSD Industry Report ©2011

- **SCM (Storage Class Memory)**

Solid State Memory filling the gap between DRAMs & HDDs  
Marketplace segmenting SCMs into SATA and PCIe based SSDs

- **Key Metrics Required of Storage Class Memories**

Device - Capacity (GB), Cost (\$/GB),

**Performance** - Latency (Random/Block RW Access-ms); Bandwidth  
BW(R/W- GB/sec)

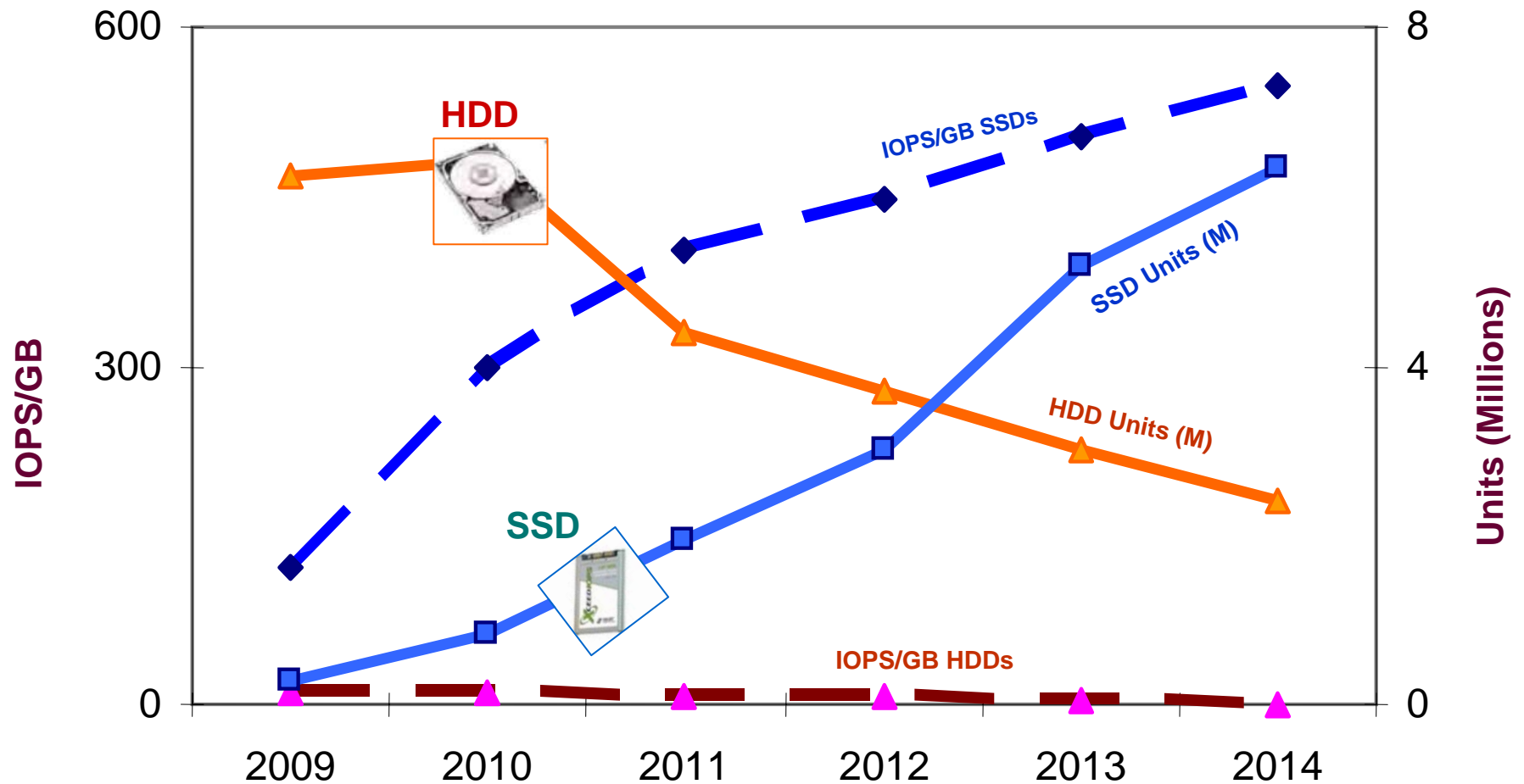
**Data Integrity** - BER (Better than 1 in  $10^{17}$ )

Reliability - Write Endurance (No. of writes before death); Data  
Retention (Years); MTBF (millions of Hrs),

Environment - Power Consumption (Watts); Volumetric Density  
(TB/cu.in.); Power On/Off Time (sec),

**Resistance** - Shock/Vibration (g-force); Temp./Voltage Extremes  
4-Corner (oC,V); Radiation (Rad)



# Advantage: Enterprise SSDs vs. HDDs



Note: 2U storage rack, • 2.5" HDD max cap = 400GB / 24 HDDs, de-stroked to 20%, • 2.5" SSD max cap = 800GB / 36 SSDs

Source: IMEX Research SSD Industry Report ©2011

# Advantage: Enterprise SSDs vs. HDDs

HDD		SSD		Improvement SSD vs. HDD
	Parameter			
	Concurrent Access			900 %
	Data Access Time ms			<1 %
	IOPS			475 %
	Read Speed			500%
1.0	MTBF (Million Hrs) *	2.1		110 %
<5%	Failure Rate (AFR%) **	<=3%		40 %
10 <sup>^</sup> (-14)	UBER **	10 <sup>^</sup> (-16)		16 %
11.4 GB/W	Power Efficiency	570 GB/W		5,000 %
43.1 IOPS/W	Performance/Power	42,850 IOPS/W		100,000 %
6.8 Watts	Idling Power	0.5 Watts		93 %
10.1 Watts	Load Power	0.9 Watts		91 %
1.0 GB/in <sup>3</sup>	Storage Density	16 GB/in <sup>3</sup>		1600 %
4.2 IOPS/in <sup>3</sup>	Performance Density	1,250 IOPS/in <sup>3</sup>		30,000 %
	Shock/Vibration/Noise			800/1600%/30dBLess
	Weight			50 %
	Maintenance/Op.Time #			50 %

#Reduced -Booting Up, -Virus Scan, -Defrag, -RAID Build, -Patching, -Data Restoration\*\* JEDEC's Mfr's Required Specs

Source: IMEX Research SSD Industry Report ©2011

# SSD Challenges & Solutions: Industry Standard Testing

## JEDEC Standard: Manufacturer Must Meet Requirements

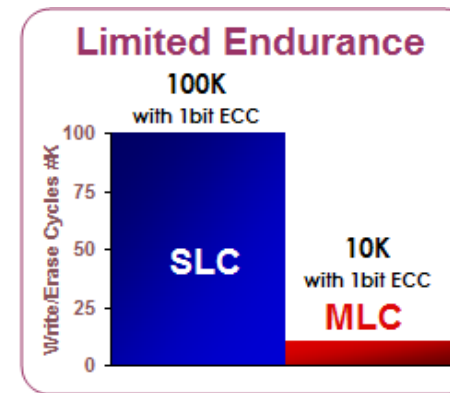
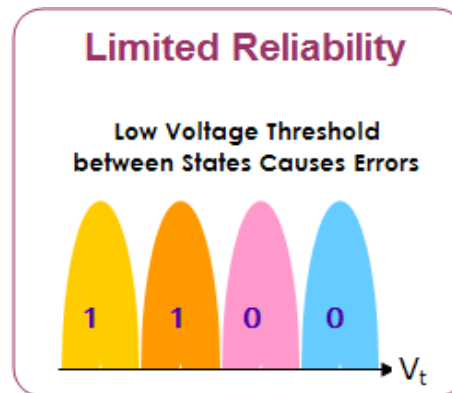
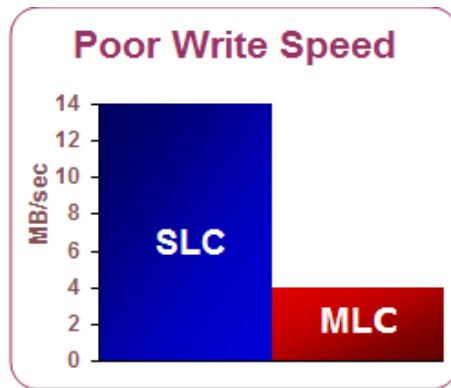
Class	Active Usage	Retention	Failures	UBER
	Power On	Power Off	FFR	
Client	8 Hrs/day (40°C)	1 yr. (40°C)	$\leq 3\%$	$< 10^{-15}$
Enterprise	24 Hrs/day (40°C)	3 mo.(40°C)	$\leq 3\%$	$< 10^{-16}$

## JEDEC Standard: Specify Endurance, Verify Spec via EVT

- Rigorous verification of Spec using EVT (Endurance Verification Test)
- JEDEC supplies the workload. Data is continuously read and verified.
- Endurance spec is max TB written to SSD over which device meets spec
- SSD must meet  $< 3\%$  fail, UBER  $< 1$  in  $10^{16}$
- EVT requires high/low temp stressing
- EVT represents lifetime worth of Stress Test, so its trusted
- Accelerated Test (High Temp) & Unaccelerated Room Temp Retention Test
- Manufacturer provides 'gauge' informing user of % of endurance life used up

**JEDEC Standards Testing & Verification for Endurance, Failures and UBER under accelerated life testing assures use of SSDs in Enterprises**

# SSD Drivers & Challenges: MLC vs. SLC

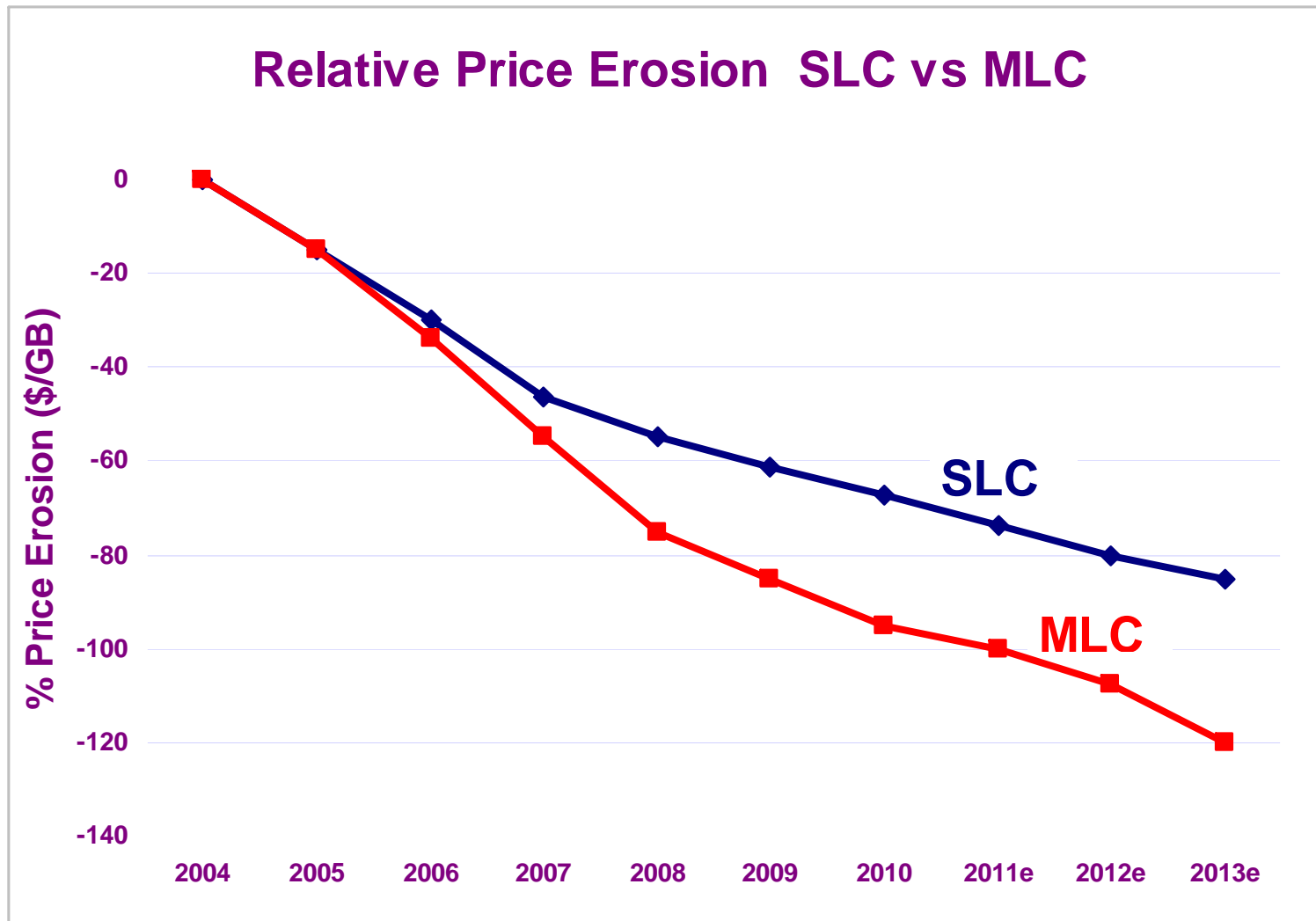


	Drivers	Challenges
<b>Raw Media Reliability</b>	<ul style="list-style-type: none"> <li>No moving parts</li> <li>Predictable wear out</li> <li>Post infant mortality catastrophic device failures rare</li> </ul>	<ul style="list-style-type: none"> <li>Higher density of MLC increases bit error rate</li> <li>High bit error rate increases with wear</li> <li>Program and Read Disturb Prevention, Partial Page Programming</li> <li>Data retention is poor at high temperature and wear</li> </ul>
<b>Media Performance</b>	<ul style="list-style-type: none"> <li>Performance is excellent (vs.HDDs)</li> <li>High performance/Watt (IOPS/Watt)</li> <li>Low pin count: shared command / data bus, good balance</li> </ul>	<ul style="list-style-type: none"> <li>NAND not really a random access device</li> <li>Block oriented; Slow effective write, erase/transfer/program) latency,</li> <li>Imbalanced R/W access speed</li> <li>NAND Performance changes with wear, Some controllers do read/erase/modify/write, Others use inefficient garbage collection</li> </ul>
<b>Controller</b>	<ul style="list-style-type: none"> <li>Transparently converts NAND Flash memory into storage device</li> <li>Manages high bit error rate</li> <li>Improves endurance to sustain a 5-year life cycle</li> </ul>	<ul style="list-style-type: none"> <li>Interconnect</li> <li>Number of NAND Flash Chips (Die); # of Buses (Real / Pipelined)</li> <li>Data Protection (Int./Ext.RAID; DIF; ECC);Write Mitigation techniques</li> <li>Effective Block (LBA; Sector) Size: Write Amplification</li> <li>Garbage Collection (GC) Efficiency</li> <li>Buffer Capacity &amp; Management: Meta-data processing</li> </ul>

Source: IMEX Research SSD Industry Report ©2011

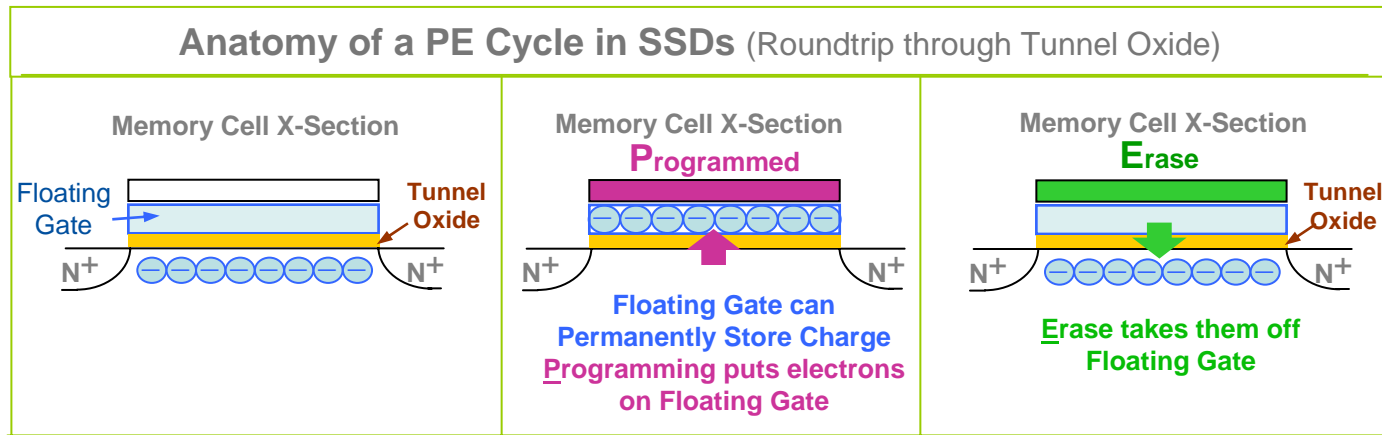


# MLC vs. SLC SSDs - Price Erosion



# SSD Challenges & Solutions: Endurance/Wear-out

## Reason for Endurance Limitation in SSDs

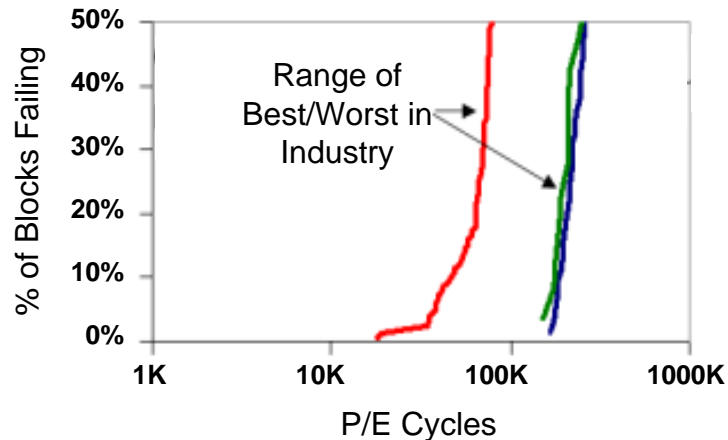


- Fundamentally – NAND Flash Memory Cell is an MOS Transistor with a Floating Gate that can permanently store charge
- Programming puts electrons in Floating Gate, Erase takes them off
- 1 Program/Erase (P/E) Cycle is a round trip by the electrons
- Electrons pass through Cell's Tunnel Oxide. Back & Forth round trips gradually damage the Tunnel Oxide over hundred thousands of trips (Program/Erase or PE cycles) resulting in Limited Endurance (or Wear-Out by PE cycles) in SSDs

**JEDEC Standards Testing & Verification for Endurance, Failures and UBER under accelerated life testing assures use of SSDs in Enterprises**

# SSD Challenges & Solutions: Endurance (Wear-Out)

## Challenge: Bad Block Mgmt



- The ability to erase slows down after a number of P/E Cycles.
- If NAND Memory block fails to erase, Controller is notified and another block from spares is used instead
- But there's no loss of data, so a failed NAND block does not pose a problem.
- Eventually devices will run out of spares
- The point where the % failing exceed number of spares is the most Basic Endurance Limit

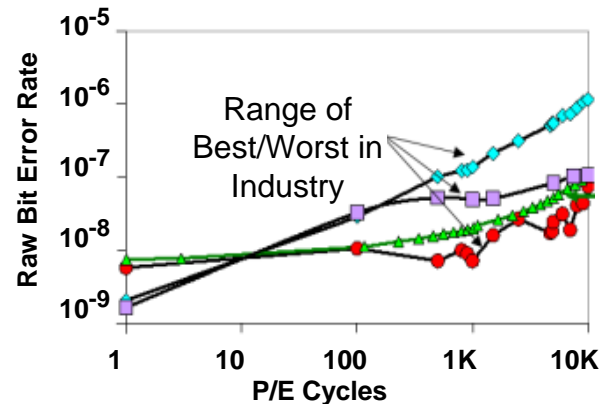
## Solution: Over Provisioning

- Endurance can vary, depending on Workload
- Endurance should match usage needs of the system to minimize costs.
  - SSD used as cache for 10 HDDs. 2 PB writes of useful life will support this. (1.1 TB writes/day for 5 years.)
- Over Provisioning by Increasing Spare blocks
  - Decreases user capacity but
  - Allows SSD to more efficiently complete random Writes
  - Improves Random Write Endurance and Performance
- Methods to Implement include:
  - Setting max LBA to limit visible drive capacity or
  - Create Smaller RAID Logical Drives or
  - Create Smaller Partitions

# SSD Challenges & Solutions: Endurance (UBER)

## Challenge: Uncorrectable BER Mgmt

## Solution: ECC



Flash Media Starts with - 1 in  $10^8$  (1 error/100 million bits) Read  
Flash Media's Raw Bit Errors (RBER)

Corrected by ECC

UBER

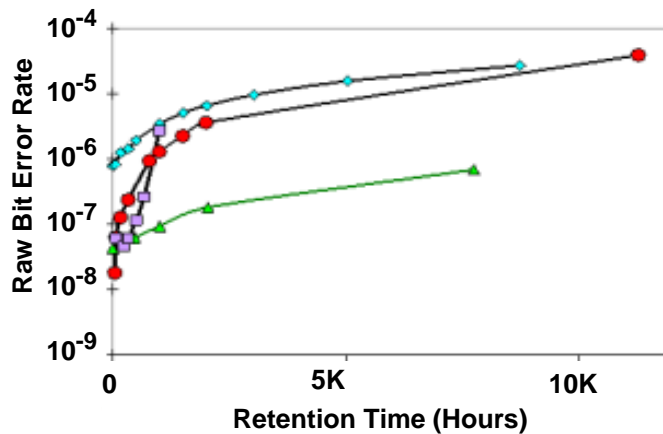
Left Uncorrected - 1 in  $10^{16}$  (1 error/10,000 Trillion bits Read)

- A small of written bits gets flipped (similar to HDDs)
- This is Flash Media's **Raw Bit Error Rate (RBER)**
- ECC is used to correct/reduce this RBER
- RBER gradually increases with P/E cycles. Any bit error rate over ECC Correction capability is the **Uncorrected Bit Error Rate (UBER)**. Reaching a UBER domain user data can become corrupted.
- UBER is kept low. JEDEC Spec is 1 in  $10^{16}$  errors
- The point where UBER reaches this spec, is **Another Endurance Limit**

- Using modern ECC techniques based controllers, vendors are providing spec at 1 in  $10^{17}$  UBER

# SSD Challenges & Solutions: Data Retention

## Challenge: Data Retention



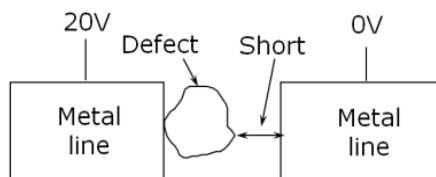
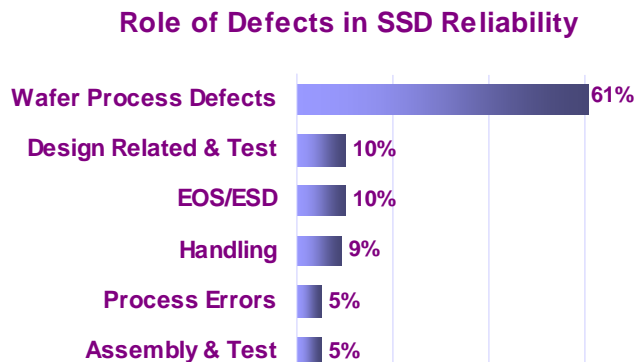
- After PE cycles, RBER increases with time. ECC corrects bit flips but only to a certain extent.
- So the industry lives with a required UBER and required Retention Time. This, in turn, determines the **Safe PE cycles that device should be exercised to**, prior to reaching the UBER and Retention time. This is also another endurance limit set by retention.

## Solution: Data Retention Firmware

- Powered-On Firmware
  - To allow Higher Retention
- Balance out SSD Data Retention vs. Endurance
  - Lower Data Retention allows for higher endurance

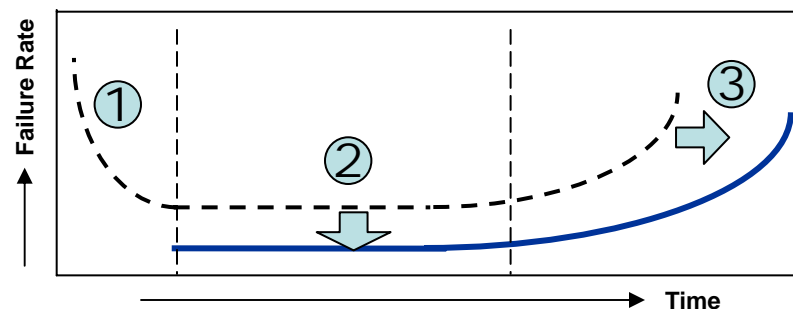
# SSD Challenges & Solutions: Functional Failure Defects


## Challenge: Electronic Component - Defects



- All ICs have defects that cause failures. In Flash early life failures are caused by such defects.
- Defects can cause functional failures not just data loss. Most of NAND defect failures are caused by PE cycles, coming in from high PE voltages causing defects to short.
- The point where % failing from defects would reach unacceptable limits is another boundary for endurance.

## Solution: Burn-Ins, Error Avoidance Algorithm



- Vigorous SSD Burn-In & Testing (1) 
- Compute NAND (2)
  - $T_{read}$  to improve Read Disturbs
  - $T_{PROG}$  to reduce Program Disturbs
- SSD Error Avoidance algorithms
  - ECC ASICS
- Wear Leveling to avoid Hot Spots (3)
- Efficient Write Amplification Factor (WAF)
  - $WAF = \text{Data written to NAND} / \text{Data Written by Host to SSD}$
  - WAF dependent on (a) SSD FW algorithm built into SSD (b) Over Provisioning Amount (c) App Workload

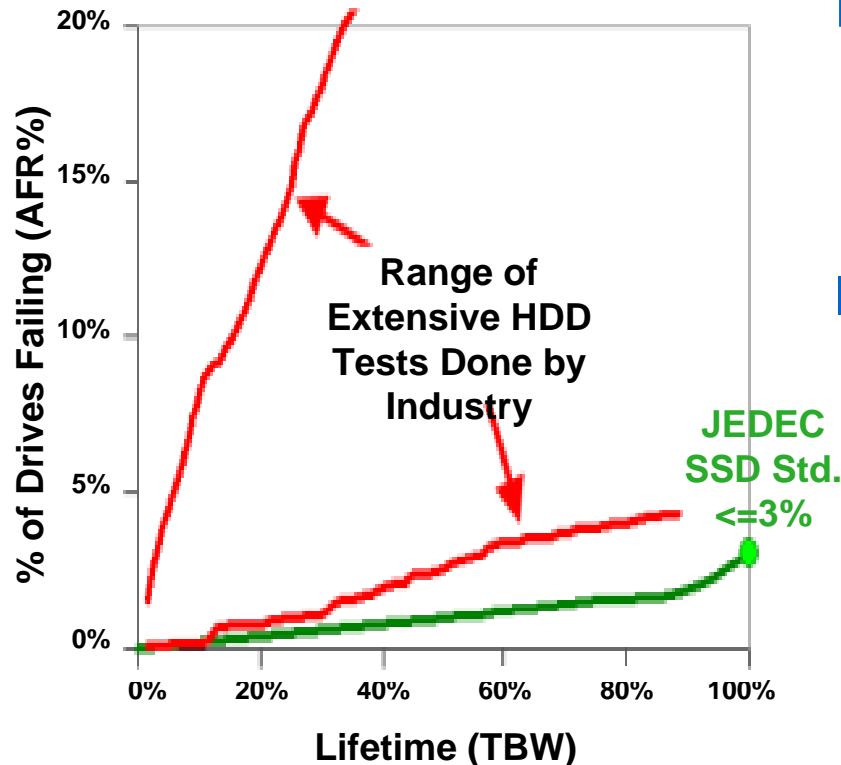
# SSD Challenges & Solutions: Industry Standard Testing

## JEDEC Requirements: Specify Endurance, Verify Spec via EVT

Class	Active Usage	Retention	Failures	UBER
	Power On	Power Off	FFR	
Client	8 Hrs/day (40°C)	1 yr. (40°C)	≤3%	<10 <sup>-15</sup>
Enterprise	24 Hrs/day (40°C)	3 mo.(40°C)	≤3%	<10 <sup>-16</sup>

- Rigorous verification of Spec using EVT (Endurance Verification Test)
- Endurance spec is max TB written to SSD over which device meets spec
- JEDEC supplies the workload. Data continuously read and verified.
- Lifetime worth of Stress Test, so can be trusted,
- Accelerated High Temp and Unaccelerated Room Temp Retention Tests
- Manufacturer provides 'gauge' informing user of % of endurance life used up

# SSD Challenges & Solutions: Goals & Best Practices



## NAND Flash will have finite Endurance Limits due to limitations imposed by:

- Uncorrectable Bit Error Rates
- Functional Failures
- Data Retention Time

## Goal: Embody technologies to Improve Life (Years of Use)

- Push TeraBytesWritten (Endurance Limit) beyond product life as required by SSD products
- Push defect rate/AFR down through Burn-Ins, Error Avoidance Algorithms and Practices. so total defects and wear-outs issues combined is  $\leq 3\%$
- Target data errors to be  $< 1$  in  $10^{16}$  for Enterprise SSDs for both TBW and Retentions specs.

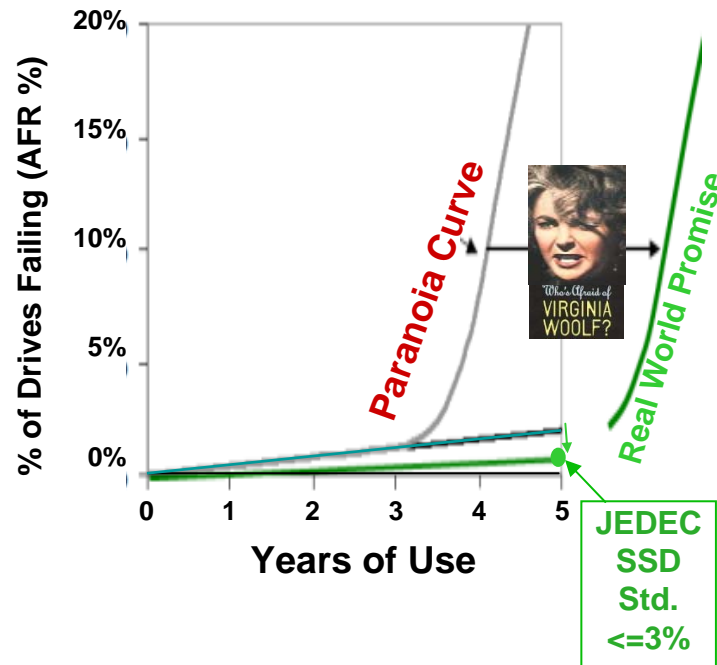
**With advanced Errors Avoidance (ECC/Wear-Leveling etc) and capacity over-provisioning techniques, controllers successfully creating**



# SSD Challenges & Solutions: Goals & Best Practices

## Concerned about SSD Adoption in your Enterprise ?

Be aware of Tools & Best Practices ...  
And you should be OK !!

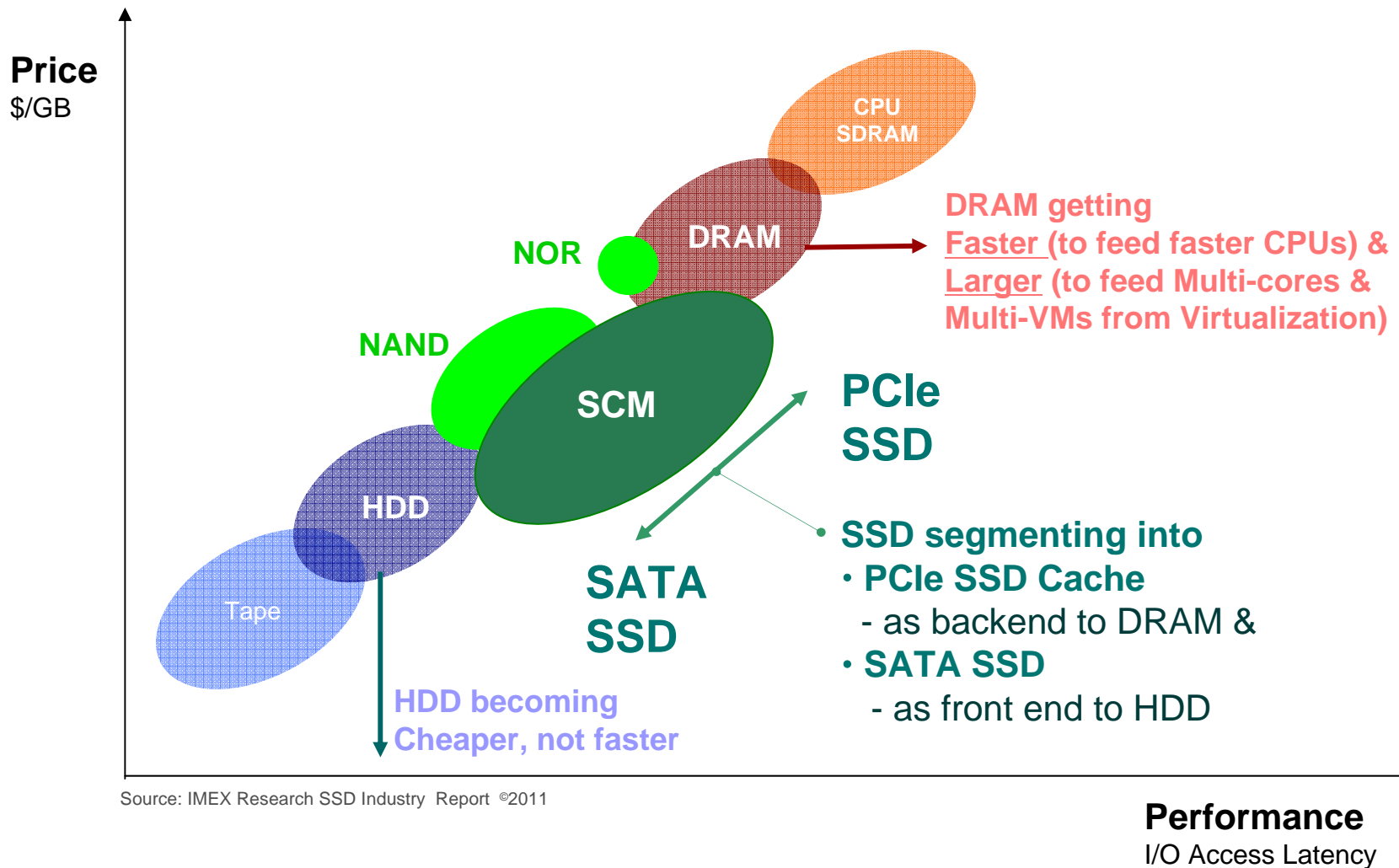


### Best Practices

- By leveraging Error Avoidance Algorithms, and Best Practices of Verification Testing, to keep total functional failure rate  $\leq 3\%$  (with defects and wear-outs issues combined)
- In practice, endurance ratings are likely to be significantly higher than typical use, so data errors and failures will be even less.
- Capacity Over-provisioning will provide large increases in random performance and endurance.
- Select SSD based on confirmed EVT Ratings
- Use MLC within requirements of Endurance Limits

**Using Best-of-Breed Controllers to achieve  $\leq 3\%$  AFR and JEDEC Endurance Verification Testing should allow Enterprise Capable SSDs**

# SCM – New Storage Class Memory

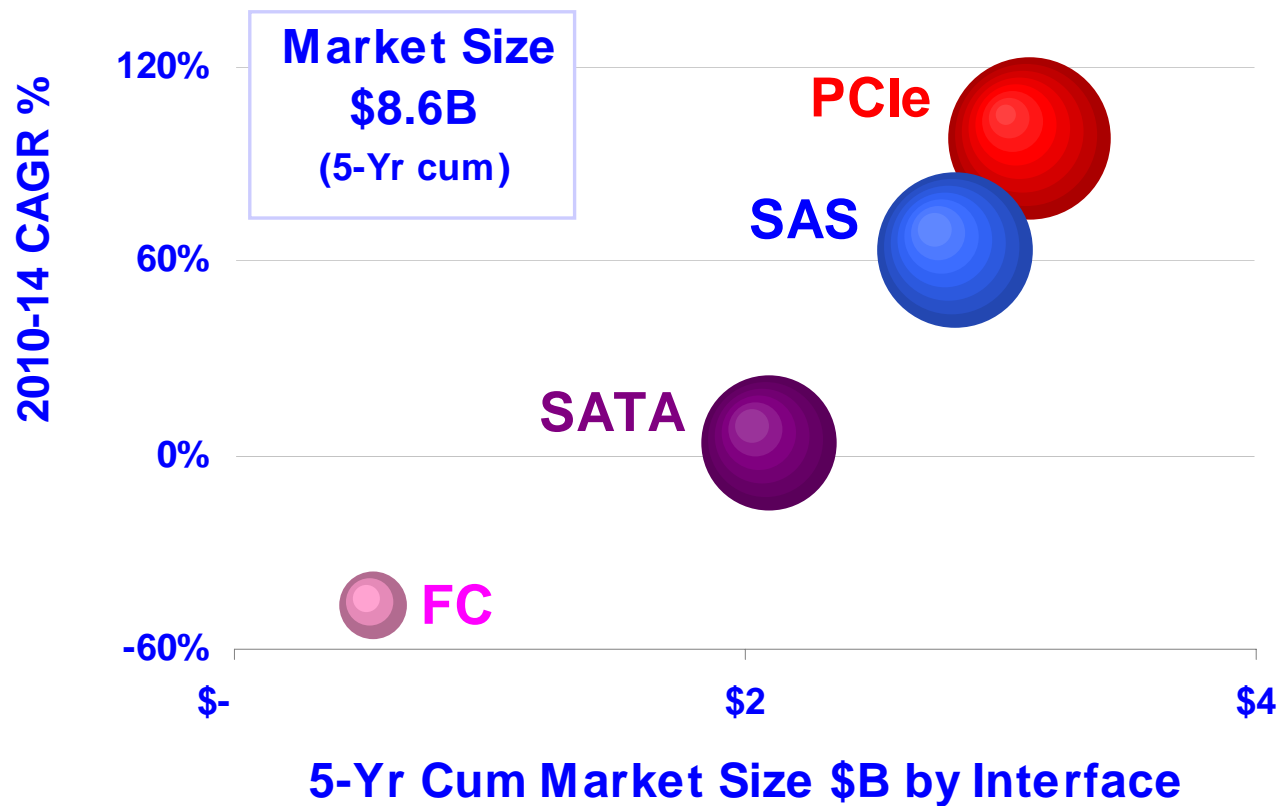


Source: IMEX Research SSD Industry Report ©2011

**Performance**  
I/O Access Latency

# WW Enterprise SSD Mkt. Opportunity

## WW Enterprise SSD 5-Yr Mkt Opportunity Cum \$B (2010-14)



Source: IMEX Research SSD Industry Report ©2011

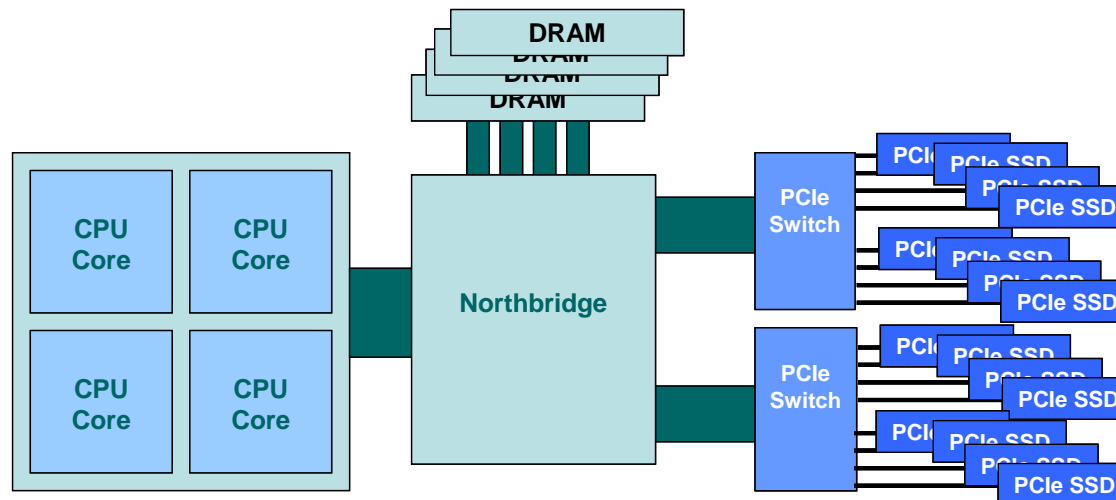
## PCIe based SSD Storage

Target Market – Servers Storage

SSD as backend storage to DRAM as the front end

36 PCIe Lanes Availability, 3/6 GB/s Performance (PCIe Gen2/3 x8),

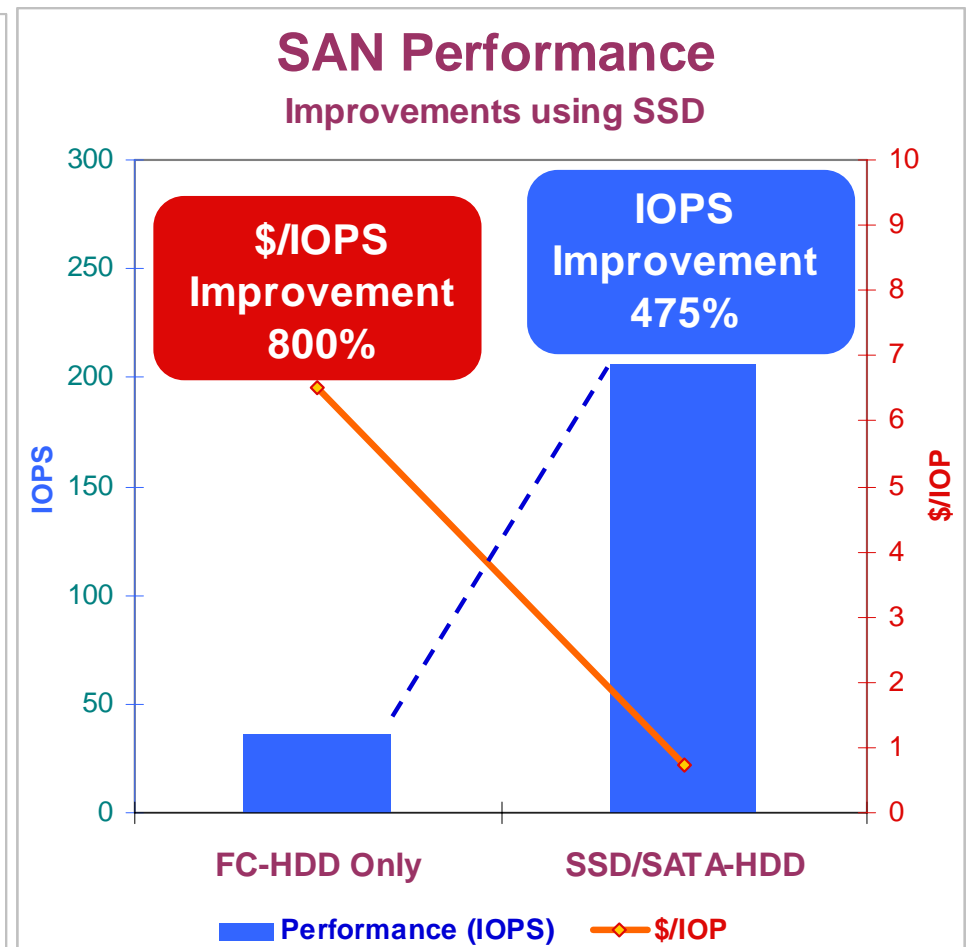
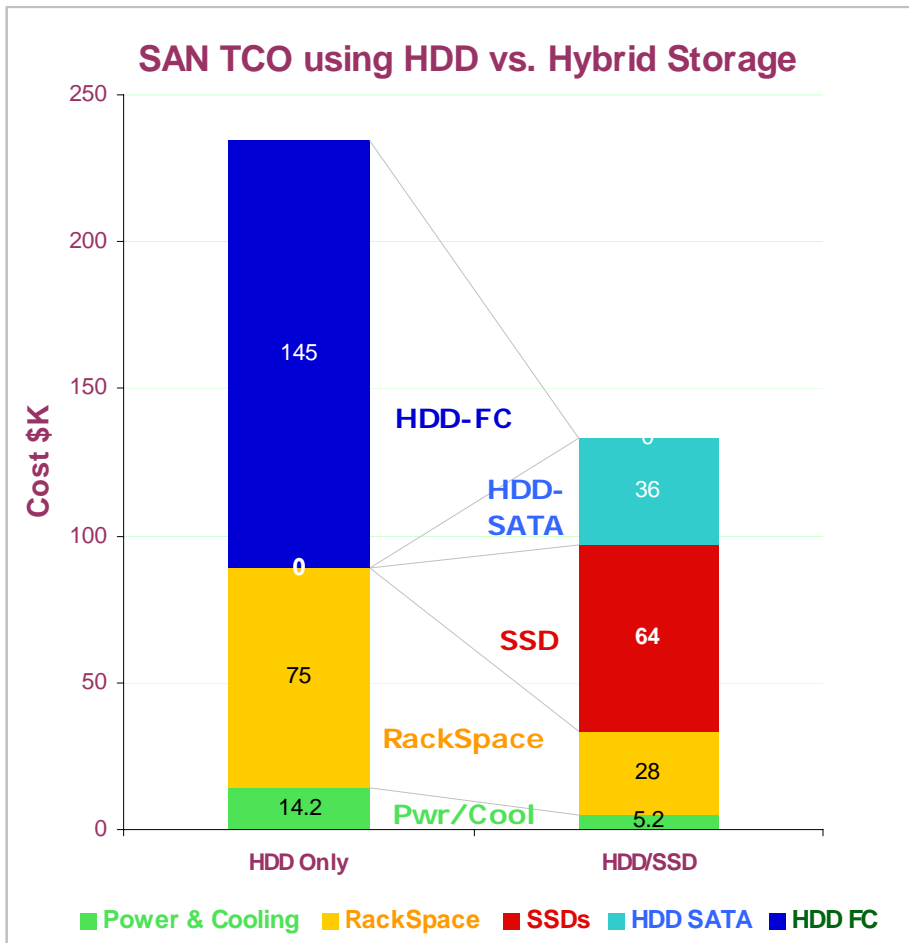
Low Latency in micro sec, Low Cost (via eliminating HBA cost)



**PCIe SSD's attributes of high IOPS, high Bandwidth, Low Latency and lower cost are a good match for Caching**

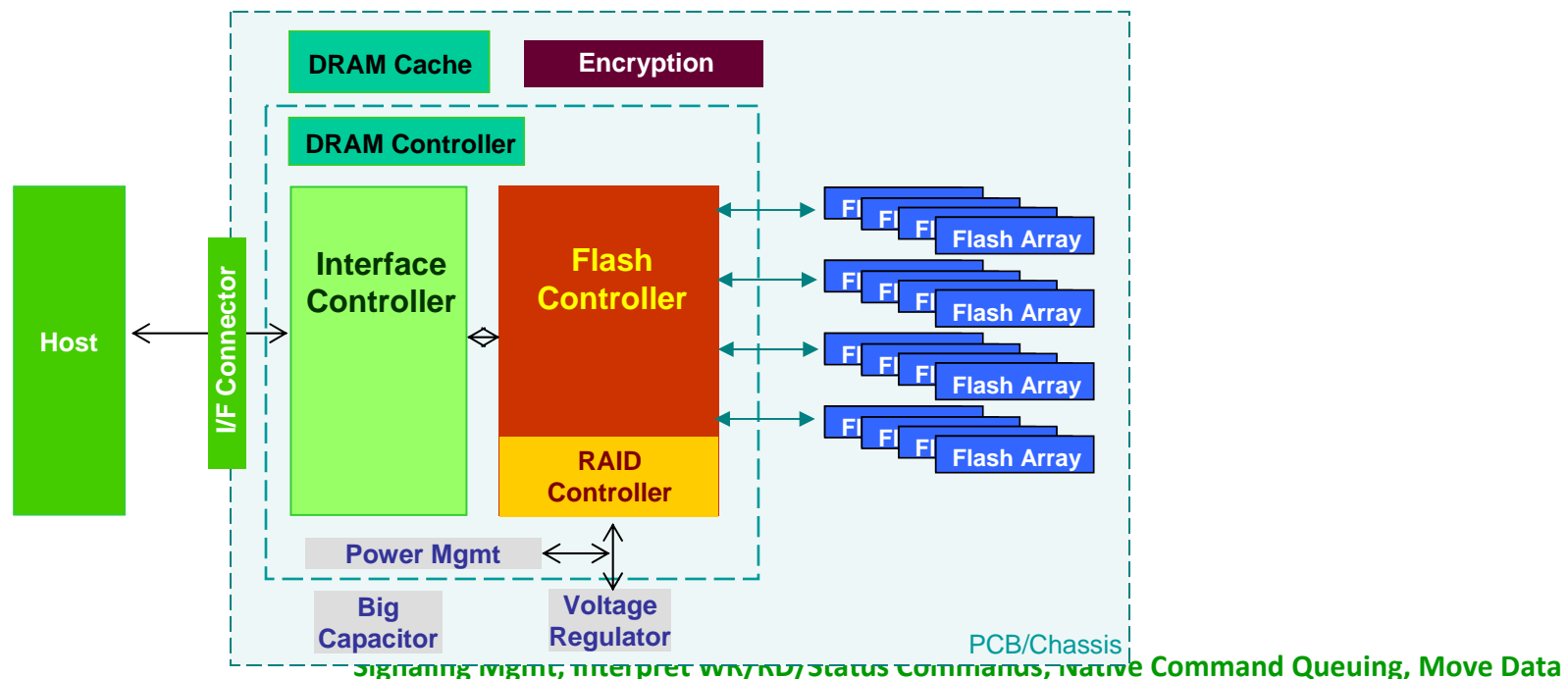
- **Hybrid Storage – SAS or SATA SSD+HDD**
  - Target market – External Storage Systems
  - Combines best features of SSDs - outstanding Read Performance (Latency, IOPs) and Throughput (MB/s) with extremely low cost of HDDs giving rise to a new class of storage - Hybrid Storage Devices
  - SSD as Front End to HDD
  - Controller emulates SSD as HDD
  - Use of Adaptive Memory sends High IOPS requirements to SSD while capacity requiring Apps sent to HDD
  - Simple Add on to SATA HDD Storage
  - SAS 6Gb/sec announced by multi-vendors

# Hybrid SSD Storage - Perf & TCO



Source: IMEX Research SSD Industry Report ©2011

# New Intelligent Controllers: SSD Storage Architecture



1	Interface Controller	<-> Host
2	Flash Controller	Signaling Mgmt, Format, Interpret WR/RD/Status Commands, Move Data. Defect Mapping/Bad Block Mgmt, Wear Leveling, Physical<->Logical Translations, ECC...
3	RAID Controller	RAID Type & RD/WR/Parity Manipulation
4	Channels	Multiple Channel to Increase Speed between NAND Flash Arrays & Flash Controller
5	DRAM	Increase Performance using fast DRAM Cache Buffer
6	Power Failure	Power Failure Protection using Big Capacitor
7	Power Mgmt	Power/Performance Balancing, Sleep Mode Mgmt
8	Encryption	Security Schemes Implementation & Manipulation

# New Intelligent Controllers: Managing NAND Media in NexGen SSDs

## Leveraging Long History of managing HDD's imperfect media & high error rates

- Characterizing the quality & capabilities of media
- Allocating data based on quality of media

### HDD Media



### Flash Media



## Leveraging Long History of managing HDD's imperfect media & high error rates

- Endurance for Long Life Cycle
- Reliability through RAID of Flash Elements
- Adaptive Digital Signal Processing Technology
- Dynamically adjust Read/Write characteristics of each chip
- Tune adjustments over life of media
- ECCs - PRML Deploying Enhanced Error Correction Codes

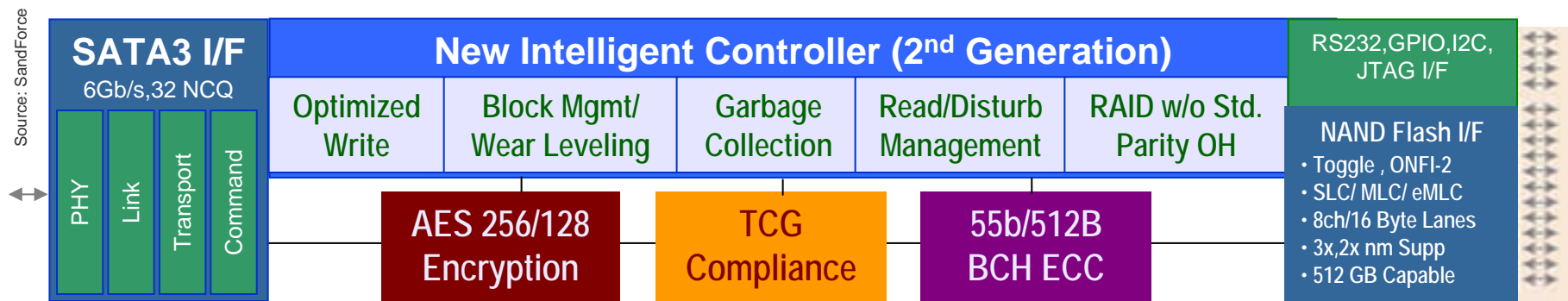
Source: IMEX Research SSD Industry Report ©2011



# New Intelligent Controllers: Meeting Enterprise Requirements

## Enterprise Requirements

- **Always-On 24x7 Reliability** and performance supersede cost
- **Fast I/O Performance** required by business-critical applications and
- **5-Yr. Life Cycle Endurance** required by mission-critical applications in the enterprise.
- **Use State-of-the-Art** new sophisticated controllers and firmware technologies to run mission critical applications in the enterprise, using
  - Robust ECC, Internal RAID, Wear Leveling (To reduce hot spots), Spare Capacity, Write Amplification, Avoidance, Garbage Collection Efficiency, Wear Out Prediction Management etc.



**New Gen Controllers allow SSDs to meet Enterprise Class  
Availability/Performance/ over 5-Year Life/Scalability/  
Auto-Configuration & Auto Data-Tiering**

# New Intelligent Controllers : Managing Endurance in NextGen SSDs

- **Managing Endurance**

To overcome NAND's earlier endurance shortfalls due to limitation in write/erase cycles/block, intelligent controllers manage NAND SSDs using

- **ECC Techniques** – Correct and guard against bit failures, same as in HDDs
- **Wear Leveling Algorithms** – Writing data to evenly distributes it over all available cells to avoids a block of cells being overused and cause failures.
- **Over-provisioning Capacity** – Extra spare raw blocks are designed-in as headroom and included to replace those blocks that get overused or go bad. Additionally provide enough room for wear-leveling algorithms to enhance reliability of the device over its life-cycle.
- Typical SSD device's specified GB device will actually contain 20-25% extra raw capacity to meet these criterions.

**With advanced Errors Avoidance (ECC/Wear-Leveling etc) and capacity over-provisioning techniques, controllers successfully creating endurance for over 5-Year Product Life Cycle in Enterprise SSDs**

# New Intelligent Controllers - Performance in Next Gen SSDs

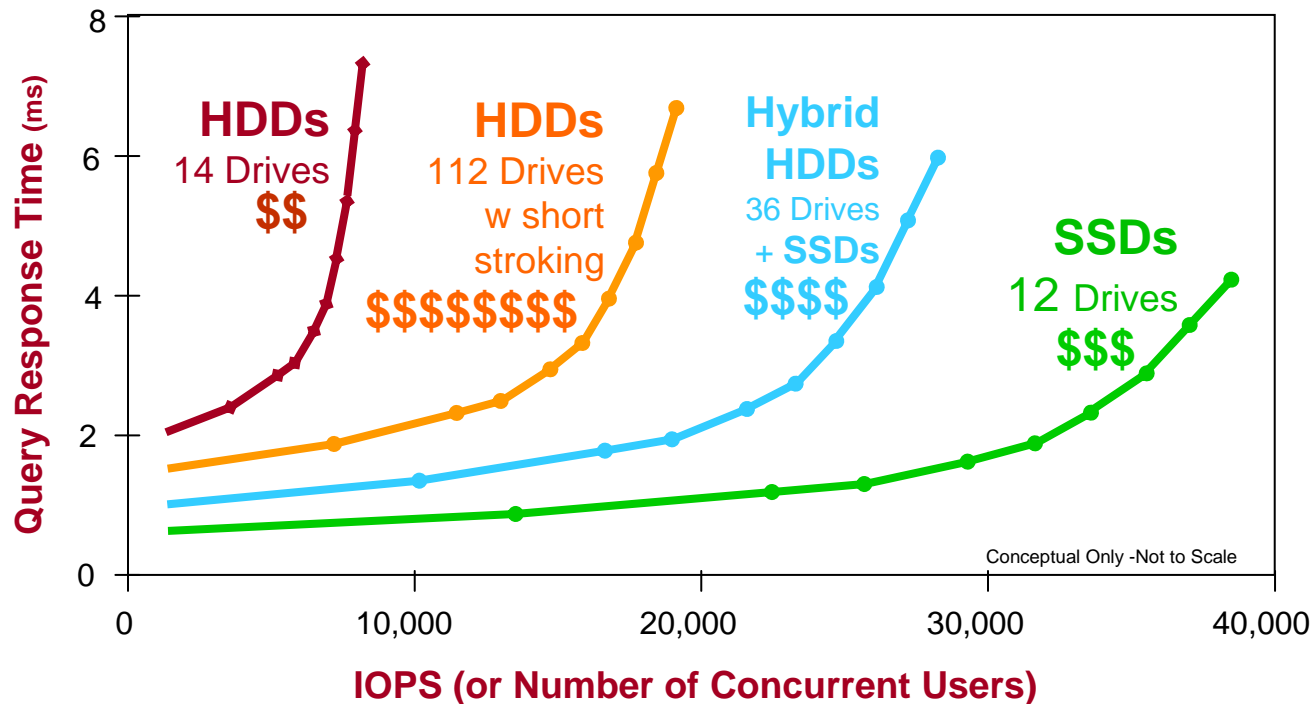
## • Managing Factors Impacting Performance

- **Hardware** - CPU, Interface, Chipset ...
- **System SW** - OS, App, Drivers, Caches, SSD specific TRIM, Purge...
- **Device** - Flash Generation, Parallelism, Caching Strategy, Wear-Leveling, Garbage Collection, Warranty Strategy...
- **Write History** - TBW, spares...
- **Workload** - Random, Sequential, R/W Mix, Queues, Threads...
- **Pre-Conditioning** - Random, Sequential, Amount ...
- **Performance** - “Burst” First On Board (FOB), Steady State post xPE Cycles

**By using New Gen Controllers, performance of MLC SSDs starting to match performance of some SLC SSDs**

Additional performance gains with interleaved memory banks, caching and other techniques

# Apps Best Suited for SSDs: OLTP to Improve Query Response Time



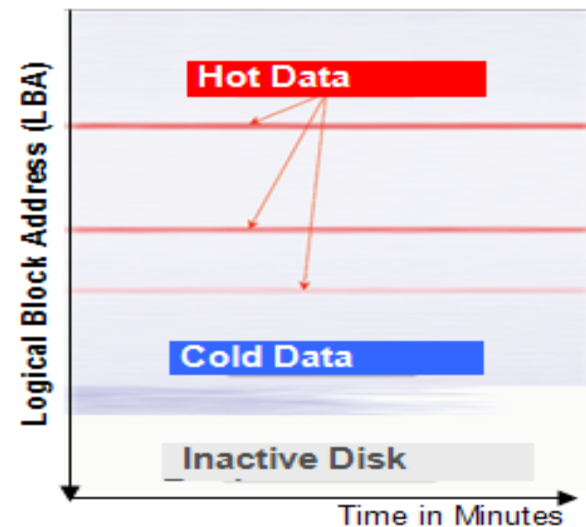
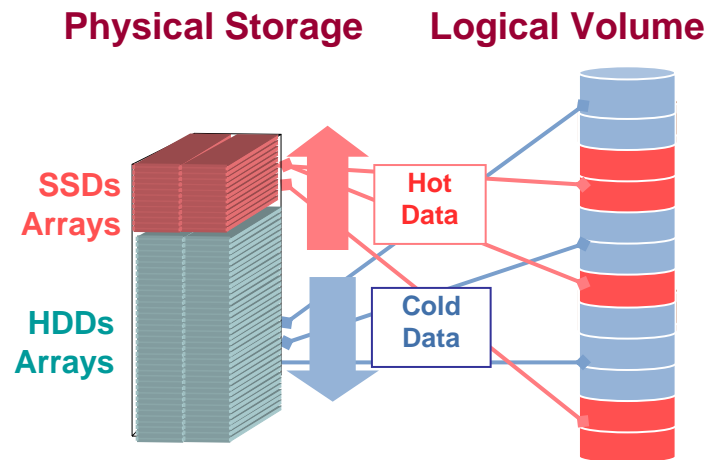
## • Improving Query Response Time

- Cost effective way to improve Query response time for a given number of users or servicing an increased number of users at a given response time is best served with use of SSDs or Hybrid (SSD + HDDs) approach, particularly for Database and Online Transaction Applications

# AutoSmart Storage-Tiering SW: Workload I/O Monitoring/Smart Migrations

## Storage-Tiered Virtualization

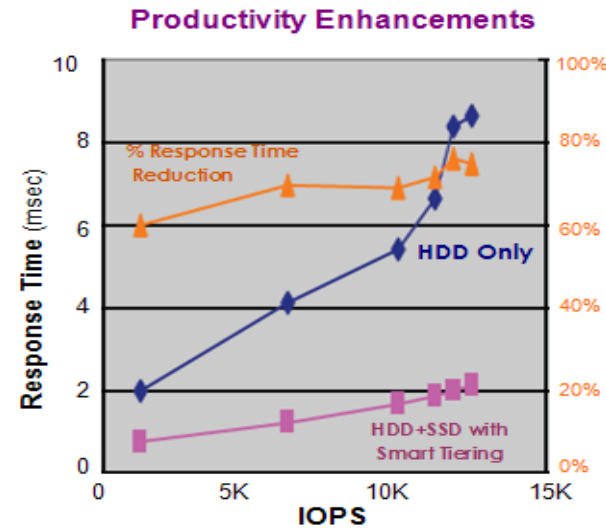
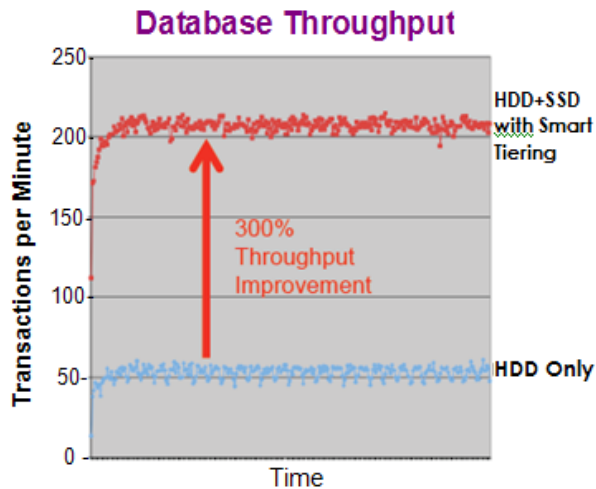
Storage-Tiering at LBA/Sub-LUN Level



## LBA Monitoring and Tiered Placement

- Every workload has unique I/O access signature
- Historical performance data for a LUN can identify performance skews & hot data regions by LBAs
- Using Smart Tiering identify hot LBA regions and non-disruptively migrate hot data from HDD to SSDs.
- Typically 4-8% of data becomes a candidate and when migrated to SSDs can provide response time reduction of ~65% at peak loads.

# AutoSmart Storage-Tiering SW: Enhancing Database Throughput



## • DB Throughput Optimization

- Every workload has unique I/O access signature and historical behavior
- identify hot “database objects” and smartly placed in the right tier.
- Scalable Throughput Improvement - 300%
- Substantial IO Bound Transaction Response time Improvement - 45%-75%

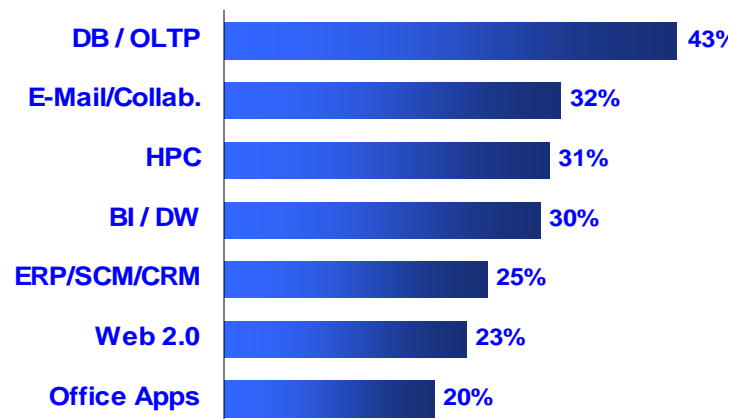
## • Productivity (Response Time) Improvement

- Using automated reallocation of hot spot data to SSDs (typically 5-10% of total data), significant performance improvements is achieved :
  - Response time reduction of around 70+% or
  - IOPS increase of 200% for any I/O intensive loads
- Verticals benefitting from Online Transactions :
  - Airlines Reservations, ♦ Investment Banking ♦ Wall St. Stock Transactions ♦ Financial Institutions Hedge Funds etc. plus Low Latency seeking HPC Clustered Systems etc.



# Applications Best Suited for SSDs

## Applications most benefitting from SSDs Use



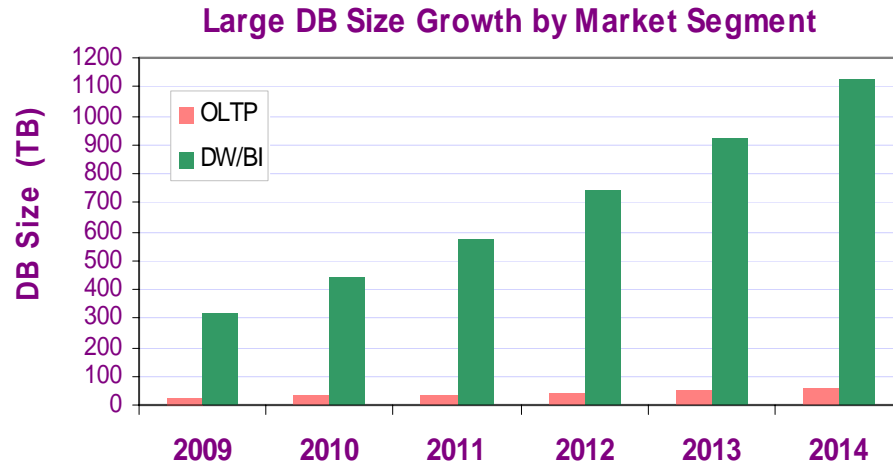
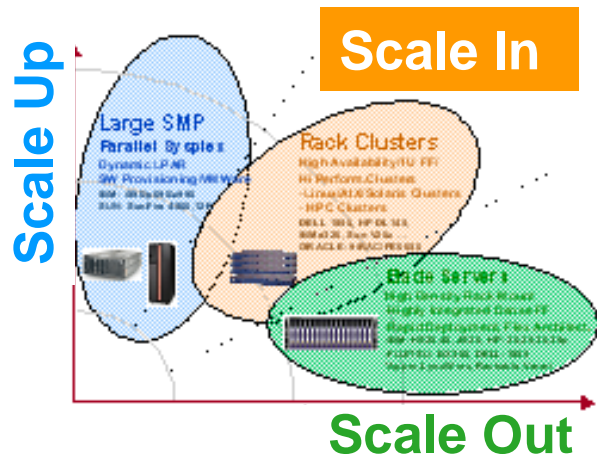
## Apps and impact from SSD Usage

- **Databases**
  - Databases have key elements of commit files
  - logs, redo, undo, tempDB
- **Structured data**
  - Structured data access is an excellent fit for SSD
  - Exception—large, growing table spaces
- **Unstructured data**
  - Unstructured data access is a poor fit for SSD
  - Exception – small, non-growing, tagged files
- **OS images**
  - boot-from-flash, page-to-DRAM

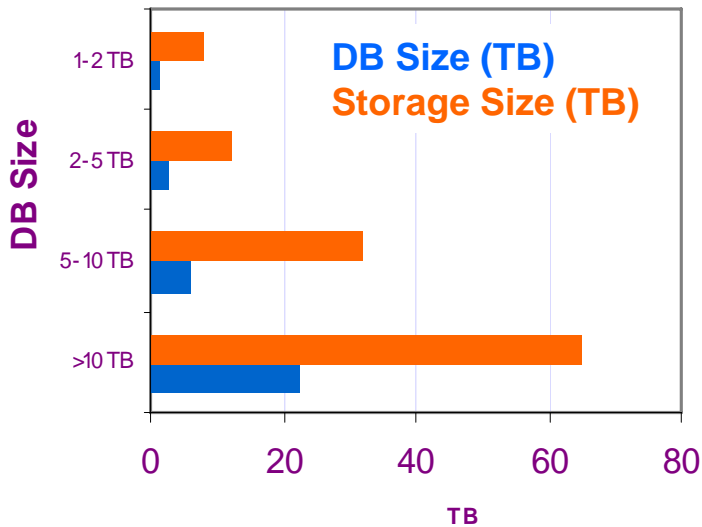
## Typical Cases - Impact on Applications

- **Financials/ATM Transactions Improvements**
  - Batch Window 22%, App Response Time 50%,
  - App I/O Rate 50%
- **Messaging Applications**
  - Cost Savings: 200+ FC HDDS into only 16 SSDs

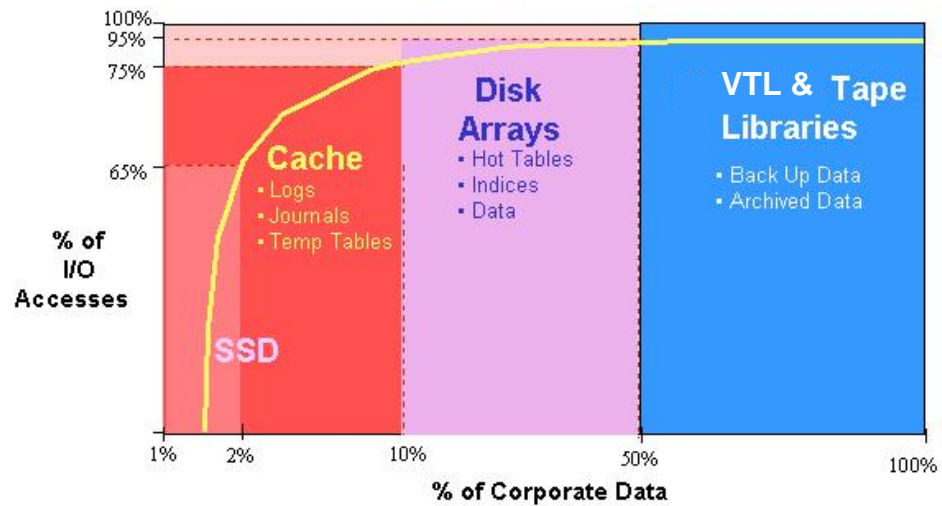
# Apps Best Suited for SSDs: DB in Memory for Data Warehouse/BI



Storage Usage vs DB Capacity



Corporate Data Usage  
I/O Access Frequency vs. Percent of Data



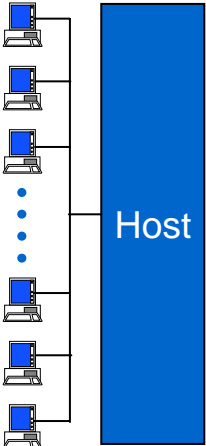
Data Source: IMEX Research  
Cloud Infrastructure Report ©2009-11



# Apps Best Suited for SSDs: Collaboration using Virtual Desktops

## • Mitigating Boot Storms

- Boot Storm created by simultaneous Logins by users at start of office day
- Over provisioning SAN capacity just for short morning burst expensive, while sitting almost idle rest of the day
- Three potential solutions with pros and cons include:
  - (1) DAS Storage, (2) Virtual Desktop Images on SSD (3) SS Cache to accelerate SAN,

Virtual Desktops	Solution	Pros	Con
	New DAS Storage	<ul style="list-style-type: none"> <li>- Popular with Desktop SW Vendors</li> <li>- Lowered Cost</li> </ul>	<ul style="list-style-type: none"> <li>- Additional Cost for Dedicated Storage</li> <li>- Wasted existing SAN Storage</li> <li>- Data Protection &amp; Mgmt Challenges</li> </ul>
	SSD	<ul style="list-style-type: none"> <li>- SSD Ideal for read intensive app</li> <li>- Instant-On/Immediate Boot Response</li> <li>- Images Stored with High Efficiency</li> </ul>	<ul style="list-style-type: none"> <li>- Using most expensive storage</li> <li>- High Speed Needed just for an hour</li> <li>- Not simple shoe-in w existing storage</li> </ul>
	SAN w SSD Accelerator	<ul style="list-style-type: none"> <li>- Possibly best way to solve problem</li> <li>- Small SSD optimized for image store</li> <li>- No change to existing Data Protection</li> </ul>	<ul style="list-style-type: none"> <li>- Not feasible without existing SAN</li> <li>- SSD in SAN Integration still a challenge</li> </ul>

**A perfect balance of access and storage is achieved through Integrating SATA HDDs with SSDs and using Automatic Tiering Solutions**

# Apps Best Suited for SSDs: HPC/Web 2.0

## Smart Mobile Devices

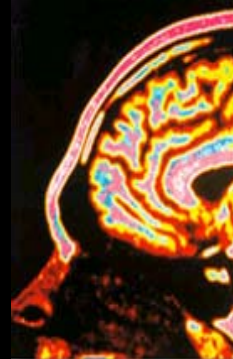

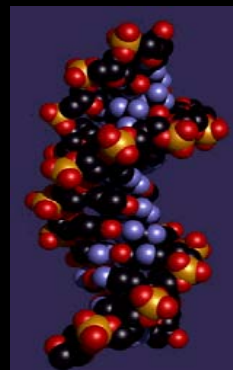

## Commercial Visualization

## Bioinformatics & Diagnostics

## Decision Support Bus. Intelligence

## Entertainment- VoD / U-Tube

Data: IMEX Research & Panasas



Instant On Boot Ups  
Rugged, Low Power

1GB/s, \_\_ms

Rendering (Texture & Polygons)  
Very Read Intensive, Small Block I/O

10 GB/s, \_\_ms

Data Warehousing  
Random IO, High OLTPM

1GB/s, \_\_ms

Most Accessed Videos  
Very Read Intensive

4 GB/s, \_\_ms

- **Optimize Infrastructure to meet needs of Applications/SLA**
- **Solid State Storage creating a paradigm shift in Storage Industry**
  - Leverage the opportunity to optimize your computing infrastructure with SSD adoption after making a due diligence in selection of vendors/products, industry testing and interoperability
- **Enterprise SSD Market Segments: PCIe vs. SAS/SATA**
  - 5-Year cum Market \$8.6B Segments by Revenues: 36% PCIe, 33% SAS, 24% SATA, 6% FC based SSDs
- **Understand Drivers and Challenges of SSDs for Enterprise Use**
- **Intelligent Controllers key to adoption & success of SSDs**
  - Mitigate Endurance, Wear-Out, Life issues
- **Optimize Transactions for Query Response Time vs. # of Users**
  - Improving Query Response time for a given number of users (IOPs) or Serving more users (IOPS) for a given query response time
- **Select Automated Storage Tiering Software**

**Many thanks to the following individuals for their industry vision\*  
and leadership in advancing the Solid State Storage industry**

(\*in preparation of some slides in this presentation)

- N. Mielke, Fellow & Director of Reliability Methods, Intel
- Jim Elliott, VP Marketing, Samsung
- John Scaramuzzo, SVP & GM, Smart Modular Technologies
- Michael Raam, President & CEO, SandForce
- Manouch Moshayedi, CEO, STEC
- Dean Klein, VP Memory Systems Development
- Joseph White, Chairman SSD Initiatives, SNIA

**Author: Anil Vasudeva, President & Chief Analyst, IMEX Research**